

Mugello Racing Weekend

Master Endurance Legends

Master Endurance Legends Free Practice

Classification

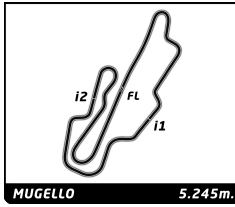
No Drivers	Team	Car	Cl.	Time	Lap Total	Gap	Kph
1 23 Y. TORIBA / Y. HIRAKI		BR 01	G2/P2	1:42.752	9 13	- -	183.8
2 5 K. FRIESER		Zytek 09S	G1/P1	1:45.969	13 13	+3.217 +3.217	178.2
3 9 C. BOUCHUT		Lotus Enso CLM-P1	G2/P1	1:47.377	11 12	+4.625 +1.408	175.8
4 32 M. BIRCH		Ligier JSP217	G2/P2	1:50.368	10 10	+7.616 +2.991	171.1
5 111 F. FRANCONI		Lucchini P3-96 Alfa Romeo	Invitation	1:51.345	7 8	+8.593 +0.977	169.6
6 52 R. MAYDON / C. DAVIES		Ligier JS P3	G2/P3	1:52.293	4 12	+9.541 +0.948	168.1
7 35 R. RANDACCIO		Lucchini CN 09 BMW	Invitation	1:53.023	9 11	+10.271 +0.730	167.1
8 99 J. CONSTABLE		Zytek 04S	G1/P1	1:54.839	11 11	+12.087 +1.816	164.4
9 1 V. JABOUILLE		Chrysler Viper GTS-R GT1	G1/GT3	2:02.866	8 8	+20.114 +8.027	153.7
10 62 K. MAKELA		Aston Martin Vantage V12 GT3	G2/GT3	2:05.514	5 8	+22.762 +2.648	150.4
11 28 F. FATIEN		Lola B12/80	G2/P2	2:14.784	8 9	+32.032 +9.270	140.1
12 15 A. FATEMI		Aston Martin Vantage V12 GT3	G2/GT3				
13 31 J. LOISEL		Mosler MT900R	G1/GT2				
14 38 M. PANINI / A. PERGREFFI		Marcos Manfi Challenge GT	G1/GT2				

Fastest Lap: Lap 9 | Yutaka TORIBA | **1:42.752** | 183.8 Kph

Published at:

Track Status: **DRY**

Race Director: Antonio CANU	Timekeeper: Andrea RAPI
---------------------------------------	-----------------------------------



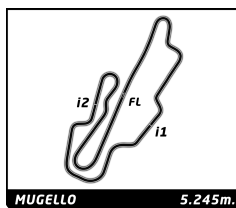
Mugello Racing Weekend

Master Endurance Legends

Master Endurance Legends Free Practice

Best Sector Times

Sector 1		Sector 2		Sector 3		No Team	Class	Ideal Lap	Best Lap
No Driver	Time	No Driver	Time	No Driver	Time				
1	23 Y.TORIBA	35.130	23 Y.TORIBA	30.868	23 Y.TORIBA	36.508	G2/P2	1:42.506	1:42.752 (1)
2	5 K.FRIESER	36.509	5 K.FRIESER	32.574	5 K.FRIESER	36.886	G1/P1	1:45.969	1:45.969 (2)
3	9 C.BOUCHUT	36.788	9 C.BOUCHUT	33.083	9 C.BOUCHUT	37.145	G2/P1	1:47.016	1:47.377 (3)
4	32 M.BIRCH	37.794	52 R.MAYDON	33.758	32 M.BIRCH	37.984	G2/P2	1:50.109	1:50.368 (4)
5	111 F.FRANCIONI	38.326	111 F.FRANCIONI	33.890	111 F.FRANCIONI	39.129	Invitation	1:51.345	1:51.345 (5)
6	35 R.RANDACCIO	38.398	32 M.BIRCH	34.331	35 R.RANDACCIO	39.480	G2/P3	1:52.293	1:52.293 (6)
7	52 R.MAYDON	38.747	35 R.RANDACCIO	34.511	52 R.MAYDON	39.788	Invitation	1:52.389	1:53.023 (7)
8	99 J.CONSTABLE	39.234	99 J.CONSTABLE	35.438	99 J.CONSTABLE	40.167	G1/P1	1:54.839	1:54.839 (8)
9	1 V.JABOUILLE	40.602	62 K.MAKELA	38.709	1 V.JABOUILLE	41.702	G1/GT3	2:02.074	2:02.866 (9)
10	62 K.MAKELA	41.855	1 V.JABOUILLE	39.770	62 K.MAKELA	42.112	G2/GT3	2:02.676	2:05.514 (10)
11	28 F.FATIEN	45.749	28 F.FATIEN	42.934	28 F.FATIEN	46.015	G2/P2	2:14.698	2:14.784 (11)



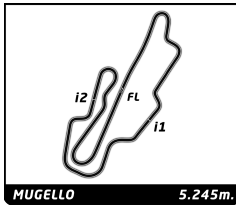
Mugello Racing Weekend

Master Endurance Legends

Master Endurance Legends Free Practice

Best Top Speed

Team	Car	Class	Top Speed Driver	Top 1		Top 2		Top 3		Top 4		Top 5		
				Kph	Lap	Kph	Lap	Kph	Lap	Kph	Lap	Kph	Lap	Avg
9	Lotus Enso CLM-P1	G2/P1	C. BOUCHUT	294.6	11	293.8	12	293.8	10	293.8	9	293.0	8	293,8
5	Zytek 09S	G1/P1	K. FRIESER	281.7	13	281.7	11	281.7	9	280.2	10	280.2	8	281,1
99	Zytek 04S	G1/P1	J. CONSTABLE	275.2	7	274.5	11	273.9	9	273.2	10	271.1	6	273,6
23	BR 01	G2/P2	Y. TORIBA	273.2	8	273.2	5	272.5	9	271.8	13	271.8	12	272,5
32	Ligier JSP217	G2/P2	M. BIRCH	269.1	10	267.8	6	267.1	5	267.1	4	265.8	9	267,4
35	Lucchini CN 09 BMW	Invitation	R. RANDACCIO	262.0	10	259.5	11	259.5	9	259.5	8	258.2	4	259,7
1	Chrysler Viper GTS-R GT1	G1/GT3	V. JABOUILLE	258.2	8	246.0	5	243.8	2	197.3	6	191.1	3	227,3
62	Aston Martin Vantage V12 GT3	G2/GT3	K. MAKELA	252.8	8	234.3	6	218.8	5	210.7	3	209.1	4	225,1
52	Ligier JS P3	G2/P3	R. MAYDON	251.1	5	248.8	4	248.2	11	248.2	6	247.7	10	248,8
111	Lucchini P3-96 Alfa Romeo	Invitation	F. FRANCONI	244.9	8	243.2	7	242.1	4	241.6	5	241.1	3	242,6
28	Lola B12/80	G2/P2	F. FATIEN	204.0	8	202.8	6	191.1	9	167.0	7	158.9	3	184,8
15	Aston Martin Vantage V12 GT3	G2/GT3												
31	Mosler MT900R	G1/GT2												
38	Marcos Manti Challenge GT	G1/GT2												

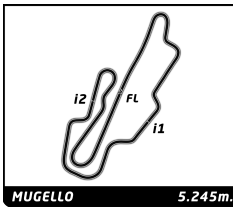


Mugello Racing Weekend

Master Endurance Legends
Master Endurance Legends Free Practice

Fastest Lap Sequence

Elapsed	No Team	Car	Class	Driver	Time	Kph	Lap
4:10.002	23	BR 01	G2/P2	Yutaka TORIBA	1:49.190	172.9	2
5:53.477	23	BR 01	G2/P2	Yutaka TORIBA	1:43.475	182.5	3
7:36.457	23	BR 01	G2/P2	Yutaka TORIBA	1:42.980	183.4	4
17:08.793	23	BR 01	G2/P2	Yutaka TORIBA	1:42.752	183.8	9



Mugello Racing Weekend

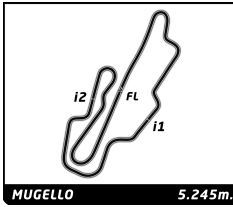
Master Endurance Legends

Master Endurance Legends Free Practice

Sector Analysis

— Invalidated Lap
 ■ Personal Best
 ■ Session Best
 B Crossing the pit lane

Lap	Time	Sector 1	Sector 2	Sector 3	T.Spd	Elapsed	Lap	Time	Sector 1	Sector 2	Sector 3	T.Spd	Elapsed	
1	1. Victor JABOUILLE Chrysler Viper GTS-R GT1 G1/GT3						8	1:45.511	35.796	32.012	37.703	273.2	15:26.041	
	1	4:23.790	2:47.597	48.819	47.374	83.4	4:23.790	9	1:42.752	35.130	30.868	36.754	272.5	17:08.793
	2	2:11.543	44.340	43.037	44.166	243.8	6:35.333	10	3:15.611 B	38.543	40.411	1:56.657	209.5	20:24.404
	3	6:28.062 B	51.359	46.285	4:50.418	191.1	13:03.395	11	2:01.832	46.542	36.128	39.162	191.4	22:26.236
	4	2:22.980	57.866	41.018	44.096	104.5	15:26.375	12	1:49.125	38.310	33.499	37.316	271.8	24:15.361
	5	2:17.573	45.484	44.062	48.027	246.0	17:43.948	13	1:46.627	36.845	33.130	36.652	271.8	26:01.988
	6	4:12.385 B	45.150	47.545	2:39.690	197.3	21:56.333	28 1. Frederi FATIEN Lola B12/80 G2/P2						
	7	2:14.043	51.512	39.770	42.761	147.7	24:10.376							
	8	2:02.866	40.602	40.562	41.702	258.2	26:13.242							
5	1. Keith FRIESER Zytek 09S G1/P1						1	6:08.798 B	1:41.262	53.437	3:34.099	108.5	6:08.798	
	2	1:57.969	40.979	36.874	40.116	270.4	5:06.617	2	2:34.499	56.079	48.636	49.784	133.7	8:43.297
	3	1:57.109	38.908	37.568	40.633	265.2	7:03.726	3	4:03.721 B	50.986	47.105	2:25.630	158.9	12:47.018
	4	1:52.031	38.019	34.973	39.039	277.3	8:55.757	4	2:34.510	58.303	46.462	49.745	143.8	15:21.528
	5	1:51.027	38.287	34.185	38.555	278.8	10:46.784	5	2:21.245	49.190	44.030	48.025	157.1	17:42.773
	6	1:49.011	37.078	33.701	38.232	278.8	12:35.795	6	2:18.365	45.749	44.448	48.168	202.8	20:01.138
	7	1:49.967	37.146	34.215	38.606	279.5	14:25.762	7	2:19.861	48.667	43.514	47.680	167.0	22:20.999
	8	1:48.939	37.557	33.593	37.789	280.2	16:14.701	8	2:14.784	45.835	42.934	46.015	204.0	24:35.783
	9	1:47.817	36.803	33.246	37.768	281.7	18:02.518	9	2:22.293	48.821	43.756	49.716	191.1	26:58.076
	10	1:48.434	37.042	33.566	37.826	280.2	19:50.952	32 1. Michae BIRCH Ligier JSP217 G2/P2						
	11	1:47.948	37.183	32.960	37.805	281.7	21:38.900							
	12	1:49.948	38.526	33.332	38.090	262.6	23:28.848							
	13	1:45.969	36.509	32.574	36.886	281.7	25:14.817							
9	1. Christop BOUCHUT Lotus Enso CLM-P1 G2/P1						1	2:41.604	1:15.573	43.437	42.594	119.7	2:41.604	
	2	5:09.922 B	1:22.793	44.979	3:02.150	112.5	5:09.922	2	2:03.016	41.175	40.318	41.523	261.3	4:44.620
	3	2:17.657	53.644	39.186	44.827	148.1	7:27.579	3	1:56.296	39.915	36.834	39.547	265.8	6:40.916
	4	1:53.350	39.218	35.101	39.031	271.1	9:20.929	4	1:57.205	40.144	36.193	40.868	267.1	8:38.121
	5	1:53.610	40.323	34.654	38.633	275.9	11:14.539	5	1:53.778	39.261	35.392	39.125	267.1	10:31.899
	6	1:49.516	37.306	33.820	38.390	292.3	13:04.055	6	5:38.025 B	38.293	34.921	4:24.811	267.8	16:09.924
	7	1:50.960	39.399	33.612	37.949	287.6	14:55.015	7	3:10.526 B	50.324	37.605	1:42.597	140.3	19:20.450
	8	1:49.779	37.554	34.400	37.825	293.0	16:44.794	8	2:06.170	50.147	36.453	39.570	148.5	21:26.620
	9	1:47.691	36.788	33.157	37.746	293.0	18:32.485	9	1:50.650	38.335	34.331	37.984	265.8	23:17.270
	10	1:47.663	36.867	33.083	37.713	293.8	20:20.148	10	1:50.368	37.794	34.580	37.994	269.1	25:07.638
	11	1:48.285	37.069	33.807	37.409	293.8	22:08.433	35 1. Ranieri RANDACCIO Lucchini CN 09 BMW Invitation						
	12	1:47.663	37.080	33.438	37.145	293.8	25:43.473							
1	2:47.083	1:13.155	46.958	46.970	100.5	2:47.083								
2	2:04.915	42.733	38.784	43.398	250.5	4:51.998								
23	1. Yutaka TORIBA 2. Yuya HIRAKI BR 01 G2/P2						3	1:57.751	40.973	36.163	40.615	257.0	6:49.749	
	1	2:20.812	1:04.005	36.743	40.064	117.5	2:20.812	4	1:55.815	39.221	36.353	40.241	258.2	8:45.564
	2	1:49.190	37.896	33.732	37.562	267.1	4:10.002	5	5:10.286 B	38.880	34.511	3:56.895	242.1	13:55.850
	3	1:43.475	35.814	31.153	36.508	269.1	5:53.477	6	2:03.048	47.989	35.309	39.750	168.0	15:58.898
	4	1:42.980	35.215	30.947	36.818	271.1	7:36.457	7	1:53.554	38.431	35.261	39.862	257.6	17:52.452
	5	1:44.683	35.431	31.491	37.761	273.2	9:21.140	8	1:54.051	38.621	35.950	39.480	259.5	19:46.503
	6	2:36.047	45.849	59.513	50.685	270.4	11:57.187	9	1:53.023	38.398	35.030	39.595	259.5	21:39.526
52	1. Ron MAYDON 2. Craig DAVIES Ligier JS P3 G2/P3						10	1:54.927	39.457	35.450	40.020	262.0	23:34.453	
	1	2:20.812	1:04.005	36.743	40.064	117.5	2:20.812	11	1:53.576	38.560	35.163	39.853	259.5	25:28.029
	2	1:49.190	37.896	33.732	37.562	267.1	4:10.002	52 1. Ron MAYDON 2. Craig DAVIES Ligier JS P3 G2/P3						
	3	1:43.475	35.814	31.153	36.508	269.1	5:53.477							
4	1:42.980	35.215	30.947	36.818	271.1	7:36.457								
5	1:44.683	35.431	31.491	37.761	273.2	9:21.140	1	3:33.543	2:11.713	39.206	42.624	120.0	3:33.543	
6	2:36.047	45.849	59.513	50.685	270.4	11:57.187	2	1:56.513	40.549	35.505	40.459	245.4	5:30.056	
7	1:43.343	35.676	30.887	36.780	269.8	13:40.530	3	1:55.909	39.596	34.772	41.541	247.1	7:25.965	
							4	1:52.293	38.747	33.758	39.788	248.8	9:18.258	



Mugello Racing Weekend

Master Endurance Legends

Master Endurance Legends Free Practice

Sector Analysis

— Invalidated Lap
 ■ Personal Best
 ■ Session Best
 B Crossing the pit lane

Lap	Time	Sector 1	Sector 2	Sector 3	T.Spd	Elapsed	Lap	Time	Sector 1	Sector 2	Sector 3	T.Spd	Elapsed
5	1:55.700	40.531	35.052	40.117	251.1	11:13.958							
6	3:15.524 B	38.964	34.254	2:02.306	248.2	14:29.482							
7	2:25.750	58.178	42.021	45.551	99.4	16:55.232							
8	2:05.026	42.601	38.709	43.716	213.6	19:00.258							
9	2:00.160	40.613	37.476	42.071	247.1	21:00.418							
10	1:58.077	40.125	36.740	41.212	247.7	22:58.495							
11	1:58.557	39.568	37.168	41.821	248.2	24:57.052							
12	1:57.331	39.351	36.145	41.835	247.7	26:54.383							

62
1. Kari MAKELA

Aston Martin Vantage V12 GT3
G2/GT3

1	4:54.231	3:11.537	53.762	48.932	78.5	4:54.231
2	2:14.733	45.778	43.732	45.223	203.2	7:08.964
3	2:08.084	43.766	40.452	43.866	210.7	9:17.048
4	2:09.318	45.842	40.021	43.455	209.1	11:26.366
5	2:05.514	42.447	40.247	42.820	218.8	13:31.880
6	4:54.738 B	42.763	42.075	3:29.900	234.3	18:26.618
7	2:11.804	50.601	39.091	42.112	113.2	20:38.422
8	2:05.744	41.855	39.725	44.164	252.8	22:44.166

99
1. Jamie CONSTABLE

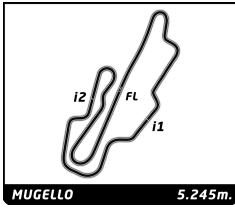
Zytec 04S
G1/P1

1	4:42.248 B	1:32.553	48.740	2:20.955	98.2	4:42.248
2	2:21.850	53.556	42.063	46.231	141.0	7:04.098
3	2:11.524	45.276	40.703	45.545	249.4	9:15.622
4	2:13.657	45.678	40.548	47.431	216.6	11:29.279
5	2:04.751	41.814	39.482	43.455	266.5	13:34.030
6	2:04.241	42.017	39.568	42.656	271.1	15:38.271
7	2:02.794	41.091	37.900	43.803	275.2	17:41.065
8	1:59.764	40.615	37.378	41.771	269.8	19:40.829
9	1:57.469	40.167	36.515	40.787	273.9	21:38.298
10	1:56.748	39.907	35.860	40.981	273.2	23:35.046
11	1:54.839	39.234	35.438	40.167	274.5	25:29.885

111
1. Filippo FRANCONI

Lucchini P3-96 Alfa Romeo
Invitation

1	2:34.706	1:08.155	42.920	43.631	95.4	2:34.706
2	2:00.783	41.904	38.867	40.012	238.9	4:35.489
3	1:54.019	39.405	35.263	39.351	241.1	6:29.508
4	1:52.791	38.663	34.860	39.268	242.1	8:22.299
5	8:24.272 B	43.327	39.389	7:01.556	241.6	16:46.571
6	2:04.049	49.105	35.399	39.545	165.5	18:50.620
7	1:51.345	38.326	33.890	39.129	243.2	20:41.965
8	4:40.106 B	41.310	37.485	3:21.311	244.9	25:22.071

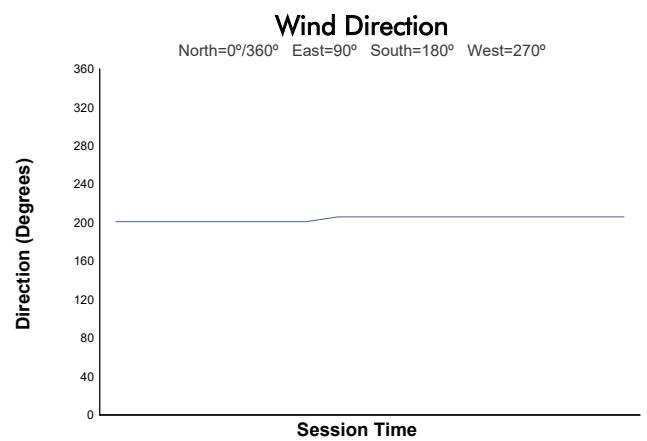
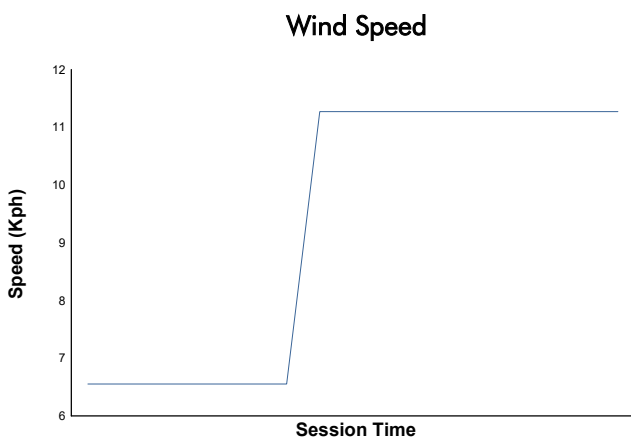
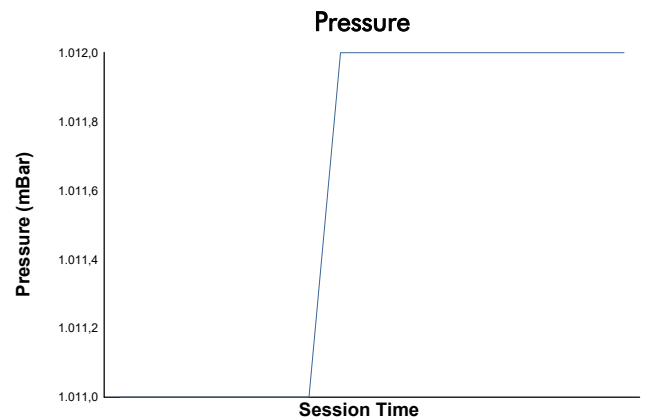
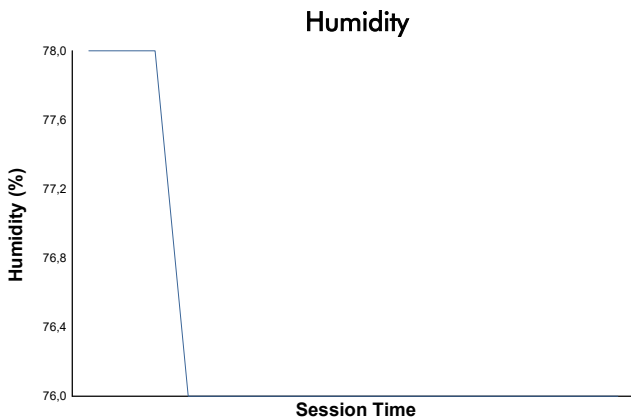
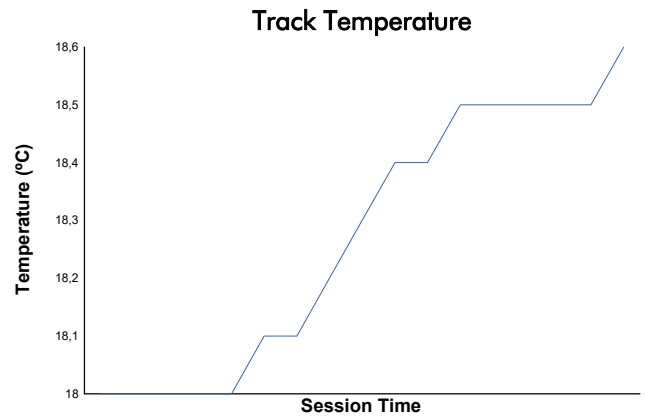
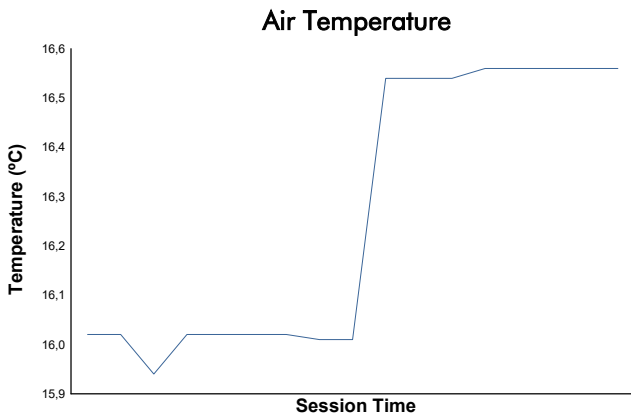


Mugello Racing Weekend

Master Endurance Legends

Master Endurance Legends Free Practice

Weather Report



Track Status: **DRY**